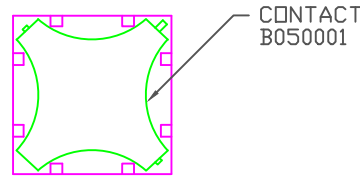
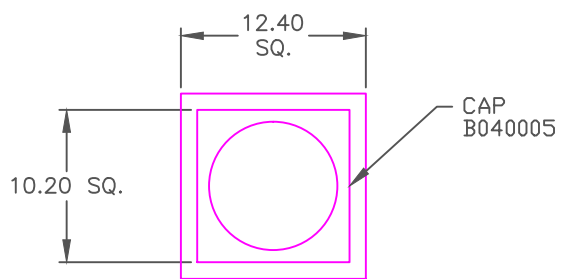
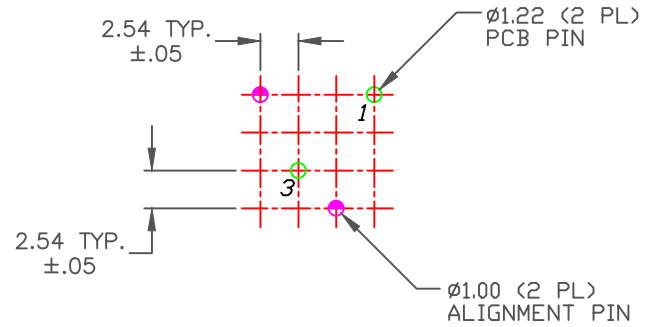


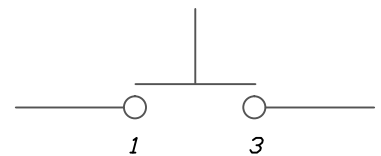
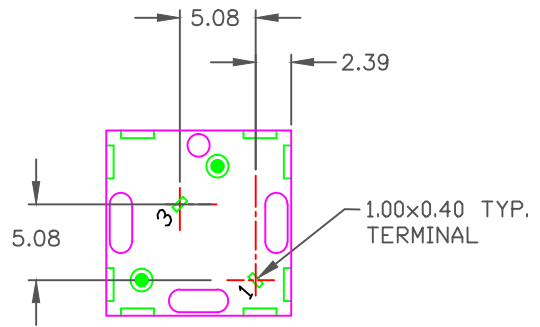
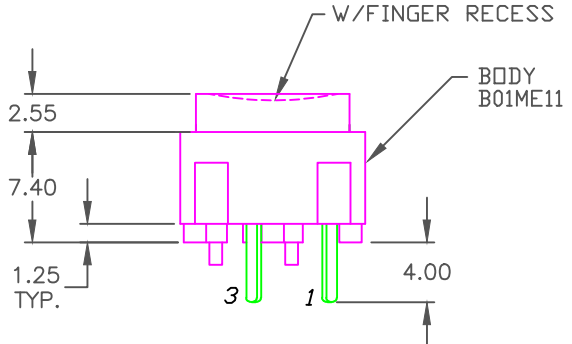
TOP VIEW -SHOW ORIENTATION OF LEGENDS
IN RESPECT TO THE PCB PIN TERMINALS.



SHOWN CAP REMOVED



RECOMMENDED P.C.B. LAYOUT



CIRCUIT: SPST
CONTACT CONFIGURATION

- NOTES:
1. ALL DIMENSIONS IN MM
 2. GENERAL TOLERANCE: X.X=±0.4
X.XX=±0.25
 3. TERMINAL NO'S FOR REFERENCE ONLY.
 4. RATING: 25mA, @50VDC
 5. OPERATING FORCE: 120gF
 6. TRAVEL TO MAKE: 0.7mm



A	21818	RELEASED FOR PRODUCTION	4/1/15	MW
REV.	ECN No.	DESCRIPTION	DATE	CHKD
THE INFORMATION CONTAINED IN THIS DOCUMENT IS PROPRIETARY TO E-SWITCH AND IS NOT TO BE COPIED OR TRANSFERRED				

TITLE 320E110RG				
SCALE	DATE	DR	DWG	REV
2:1	4/1/15	MW	XB0765A	A